




Armada 1 Sub-Systems

Each unit can have up to five sub-systems from the following list:

	System
	engines
	life support
	sensors
	shield generators
	weapons

Some are not necessary at all for a unit, e.g. [stations](#) will not have engines. Life support is only necessary, when a unit actually does have crew. So un-manned defense platforms will not have it, as they don't need it. The only sub-system, that is generally used, are the sensors, as a blind station or unit would be kind of strange. The sub systems are displayed in this panel:



Engines

The engines system allows a unit to move and stir. If it is not present, gets deactivated or damaged, the unit will not have the capability of movement or course alteration. Stations never have engines. Ships always have engines. Ships with deactivated or damaged engines can be towed by a [Tractor Beam](#).

Engines don't always give their unit the same speed. The speed is defined for each ship by itself (although may be inherited from another definition file). The most common speed values are 50 for science and constructions ships, 100 for destroyers and scouts, and 80 for the rest. [Gravity Mines](#) can slow down any ship considerably, depending on how many are attached to the ship.

Important: If the engines get deactivated or damaged, a nearby [Black Hole](#) may take effect and drag the ship towards it. If the ship touches the black hole's center, it gets instantly destroyed. Also inertia is still effective. So a ship moving at full engine speed may be thrown away at considerable velocity, when its engines get deactivated all of a sudden.

The Ferengi will consider any ship, that has lost its engines a target for stealing. By default a ship that regains its engines should drop from a possible already attached tractor beam. But the game seems

to have a bug, so that this happens not always.

Deactivated or damaged engines have their own animation on a ship's model, a redly-orange flare:



Life Support

This system is only required, when a unit actually has crew. In the stock game there are three types of unmanned stations: [Sensor Stations](#), [Pulse Defense Stations](#) and [Torpedo Defense Stations](#). The rest have crew and all stock ships also have crew. Therefore the vast majority of units require life support. If life support is not present, deactivated or damaged, the crew gets reduced over time, similar to being inside a [Radioactive Nebula](#). The crew drain will continue, until either the ship is emptied from crew or the life support system is restored. The more crew is still remaining, the faster the crew drain is going. That makes units with big amounts of crew, such as the [Cube](#) or [Starbases](#) very vulnerable to the effects of life support damage or deactivation during the first few seconds.

Deactivated or damaged life support systems do have an animation indicator on unit models a bluish-white flare:



Sensors

The sensors give a unit the ability to see its environment. There are basically two kinds of situations for sensors: If the sensors are present and active, the maximum sensor range is used. See [Radii](#) on more details regarding the maximum scanning range. If the sensors are deactivated or damaged, they still allow the unit to see, but in a much smaller range. All units of the stock game have sensors.

Important: Sensors alone may not be sufficient so see everything of importance. The [Detector Mechanics](#) may make a unit invisible to ordinary sensors. Without the [Tachyon Detection Grid](#) cloaked units will not be visible, regardless of sensor range.

Shield Generators

Basically, all units have two kinds of hit points (health), the damage that can be absorbed by hardpoints, such as the here described sub-systems, which kind of make up the unit's substance. And on the other hand, there is the much bigger amount of protecting hit points, given by the shields. Every stock unit has shields, being provided and replenished by the shield generator. If the shield generators fail, the unit loses the protection of the shields, meaning all damage inflicted will be applied directly onto the ship until shields are restored.

In order to have shields, usually (but not always) you need the shield generator. Units without shield generator may technically start out with some shield energy, but it will not be replenished. If the shield generator gets damaged, the shields will be gone in an instant (not restored to their original value upon repair completion), leaving the unit vulnerable for a longer period of time. If the shield

generator gets only deactivated, the shields will be dropped for the moment, but the shield energy will be restored, once the shield generator is returning to normal operations.

This already shows, that there is a difference between having shield energy and having a working shield generator. The mechanics are even a bit more complex, once restoring mechanisms are taken into consideration. If the shield generators of a unit are currently down, but the shield energy is restored via [Energy Shield Converter](#), then the unit may have no shield generators at the moment, but still have shield energy (again), protecting the substance of the ship. On the other hand, a deactivated shield generator may also be made working again by applying the [Federation Repair Team](#). Once done, the shield generator indicator is still flashing as if deactivated, but they actually do work again. This is different to applying it to an actually damaged shield generator, which will also work properly again, but the damage is gone, too.

While a deactivated shield generator is indicated by dropped shields, the unit's model's animation may not show it at all, if there are remaining shields. But usually damaged or deactivated shields look like rotating bluish bands:



Weapons

The weapons sub-system decides whether a unit does have any kind of working weapons. A unit without working weapons system does not have special weapons capabilities, nor does it have working ordinary weapons. Only exception seems to be the passive ability of the [Tachyon Detection Grid](#) of the [Sensor Stations](#). These stations do not have a weapons system, but the Tachyon Detection Grid is still working (once researched).

[[Star Trek: Armada](#)] [[Game Play](#)] [[Technical Support](#)] [[Trivia](#)]

[[Units](#)] [[Hero Ships](#)] [[Campaign Ships](#)] [[Ship Types](#)] [[Stations](#)] [[Station Types](#)] [[Special Weapons](#)] [[Factions](#)] [[Modding](#)]

[[Back to the Games Database](#)]

From:
<https://mwohlauer.d-n-s.name/wiki/> - [mwohlauer.d-n-s.name](#) / [www.mobile-infanterie.de](#)

Permanent link:
https://mwohlauer.d-n-s.name/wiki/doku.php?id=en:games:star_trek_armada_1:sub-systems&rev=1680255705

Last update: **2023-03-31-09-41**

